

PMG10 - PROFINET

Solid shaft $\varnothing 11$ mm with EURO flange B10 or housing foot B3
PROFINET / 13 bit ST / 16 bit MT / Speed switch

Overview

- Magnetic sensing method
- Function display via LEDs
- Multiturn sensing with Energy Harvesting technology "MicroGen", without gear or battery
- Two-sided bearing system with hybrid bearings
- Special protection against corrosion CX (C5-M)



Picture similar



Technical data

Technical data - electrical ratings

Voltage supply	10...30 VDC
Short-circuit proof	Yes
Consumption w/o load	≤ 200 mA
Initializing time	≤ 500 ms after power on
Interface	PROFINET
Function	Multiturn
Transmission rate	100 MBaud
Device address	Automatic address designation
Steps per revolution	8192 / 13 bit
Number of revolutions	65536 / 16 bit
Additional outputs	Square-wave TTL/HTL, TTL/RS422
Sensing method	Magnetic
Interference immunity	EN 61000-6-2
Emitted interference	EN 61000-6-3
Programmable parameters	Steps per revolution Number of revolutions Preset, scaling, rotating direction
Diagnostic function	Position or parameter error
Status indicator	DUO-LED and LEDs link/activity in bus connecting box 4 LEDs in device back side
Approval	CE UL approval / E217823 EAC

Technical data - electrical ratings (speed switch)

Switching accuracy	± 2 % (or 1 Digit)
Switching outputs	1 output (Open collector, solid state relay on request)

Technical data - electrical ratings (speed switch)

Output switching capacity	30 VDC; ≤ 100 mA
Switching delay time	≤ 20 ms

Technical data - mechanical design

Size (flange)	$\varnothing 115$ mm
Shaft type	$\varnothing 11$ mm solid shaft
Flange	EURO flange B10 Housing foot B3
Protection EN 60529	IP 66/IP 67
Operating speed	≤ 6000 rpm
Range of switching speed	ns (off) = ± 2 ...6000 rpm
Operating torque typ.	10 Ncm
Rotor moment of inertia	1 kgcm ²
Admitted shaft load	≤ 450 N axial ≤ 650 N radial
Material	Housing: aluminium alloy Shaft: stainless steel
Corrosion protection	IEC 60068-2-52 Salt mist for ambient conditions CX (C5-M) according to ISO 12944-2
Operating temperature	-40...+85 °C
Relative humidity	95 % non-condensing
Resistance	IEC 60068-2-6 Vibration 30 g, 10-2000 Hz IEC 60068-2-27 Shock 400 g, 1 ms
Weight approx.	2.7 kg (depending on version)
Connection	Bus connecting box Terminal box incremental

Optional

- Integrated speed switch
- Additional output incremental with zero pulse

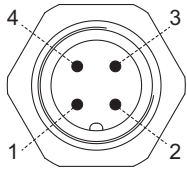
PMG10 - PROFINET

Solid shaft $\varnothing 11$ mm with EURO flange B10 or housing foot B3
PROFINET / 13 bit ST / 16 bit MT / Speed switch

Terminal assignment

View A1 (see dimension)

View into connector bus "voltage supply"

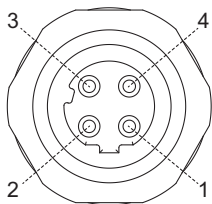


Connector M12 (male)
4-pin, A-coded

Pin	Connection
1	UB
2	dnu
3	GND
4	dnu

View A2 and A3 (see dimension)

View into connector bus „data transmission“



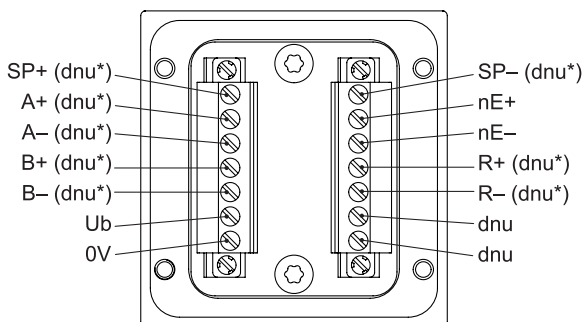
Connector M12 (female)
4-pin, D-coded

Pin	Connection
1	TxD+
2	RxD+
3	TxD-
4	RxD-

View B (see dimension)

Connecting terminal terminal box
Speed switch /
additional output II (HTL, TTL)

* Assignment depends on encoder version



Terminal significance

Bus interface

Connection	Description
GND	Ground for UB
UB	Voltage supply 10...30 VDC
TxD+	Transmission data+
TxD-	Transmission data-
RxD+	Receiving data+
RxD-	Receiving data-
dnu	Do not use

Ub	Voltage supply
0V	Ground
A+	Output signal channel 1
A-	Output signal channel 1 inverted
B+	Output signal channel 2 (offset by 90° to channel 1)
B-	Output signal channel 2 inverted
R+	Zero pulse (reference signal)
R-	Zero pulse inverted
nE+	System OK+ / error output
nE-	System OK- / error output inverted
SP+	DSL_OUT1 / speed switch (open collector, solid state relay on request)
SP-	DSL_OUT2 / speed switch (0V, solid state relay on request)
dnu	Do not use

PROFINET features

Bus protocol	PROFINET
Device profile	Encoder Profil PNO 3.162
Features	<ul style="list-style-type: none"> 100 MBaud Fast Ethernet IP address programmable Realtime (RT) Class 1, IRT Class 2, IRT Class 3
Process data	Position value 32 bit input data

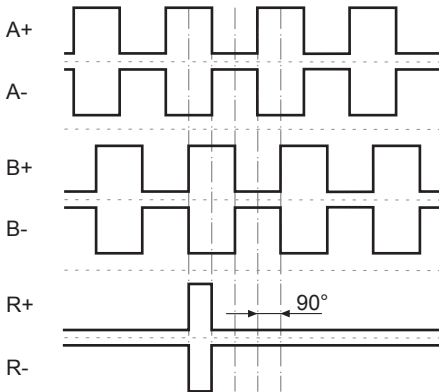
PMG10 - PROFINET

Solid shaft $\varnothing 11$ mm with EURO flange B10 or housing foot B3
PROFINET / 13 bit ST / 16 bit MT / Speed switch

Output signals

Additional output II (HTL/TTL)

At positive rotating direction (see dimension)



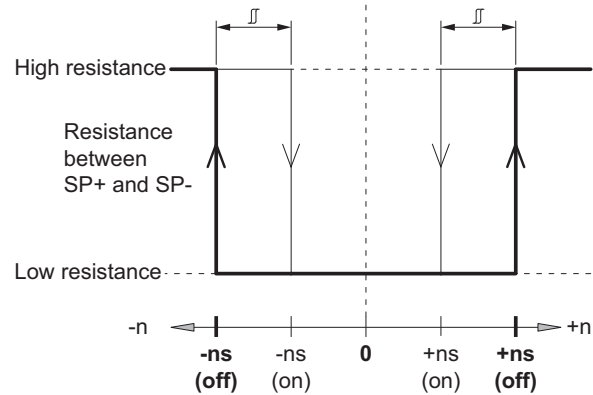
Trigger level

Incremental HTL/TTL

Electrically isolated:
The output TTL/HTL ($V_{in} = V_{out}$) at the additional output II is electrically isolated and requires a separate power supply.

Trigger level	TTL/RS422
High / Low	≥ 2.5 V / ≤ 0.5 V
Transmission length	≤ 550 m @ 100 kHz
Output frequency	≤ 600 kHz
Trigger level	TTL/HTL ($V_{in} = V_{out}$)
High / Low	≥ 2.5 V / ≤ 0.5 V (TTL) $\geq U_b - 3$ V / ≤ 1.5 V (HTL)
Transmission length	≤ 550 m @ 100 kHz (TTL) ≤ 350 m @ 100 kHz (HTL)
Output frequency	≤ 600 kHz (TTL); ≤ 350 kHz (HTL)

Switching characteristics speed switch

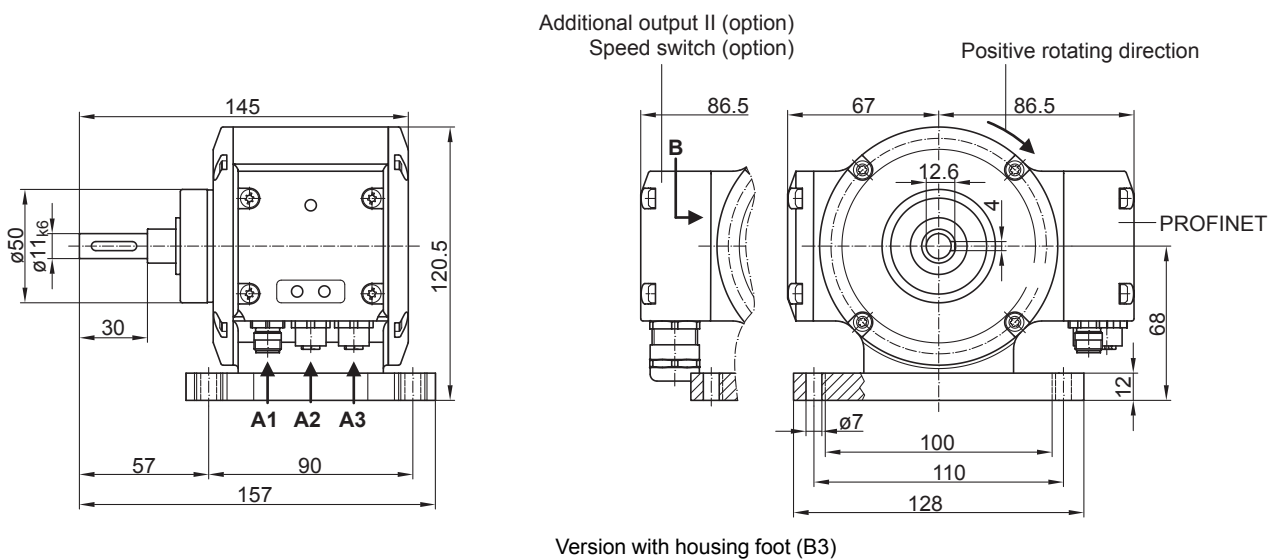
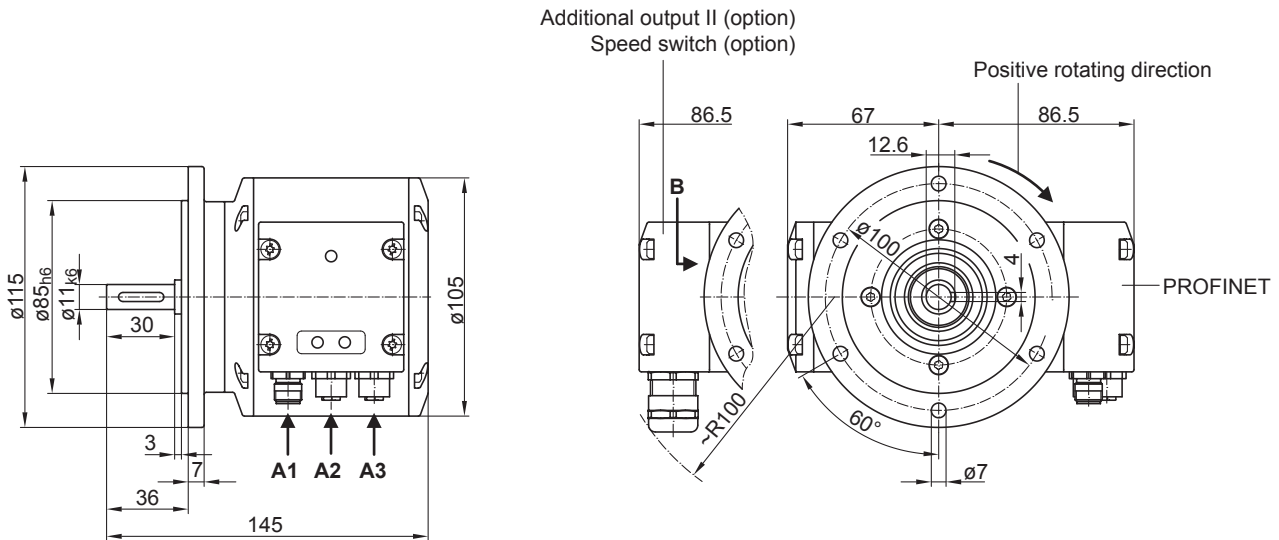


n	Speed
+ns (off)	Switch-off speed at shaft rotation in positive rotating direction (see dimension).
-ns (off)	Switch-off speed at shaft rotation in negative rotating direction (see dimension).
	Switching hysteresis Δ : 10...100 % (factory setting = 10 % min. 1 Digit)
+ns (on)	Switch-on speed at shaft rotation in positive rotating direction (see dimension).
-ns (on)	Switch-on speed at shaft rotation in negative rotating direction (see dimension).

PMG10 - PROFINET

Solid shaft $\varnothing 11$ mm with EURO flange B10 or housing foot B3
PROFINET / 13 bit ST / 16 bit MT / Speed switch

Dimensions



PMG10 - PROFINET

Solid shaft ø11 mm with EURO flange B10 or housing foot B3
PROFINET / 13 bit ST / 16 bit MT / Speed switch

Ordering reference

	PMG10	#	-	S	H	#	.	1	#	PN	3	.	6	0	0	#	A
Product	PMG10																
Absolute encoder	PMG10																
Digital speed switch																	
Without			-														
With			D														
Shaft type																	
Solid shaft				S													
Flange (Solid shaft)																	
EURO flange B10, hybrid bearings					H												
Protection class																	
IP 66 and IP 67, optimized for dusty, abrasive environment																	D
IP 66 and IP 67, optimized for oily, wet environment																	L
Solid shaft																	
Ø11 mm, featherkey 4 mm									1								
Connection																	
Bus connecting box with 3 connectors M12, radial																	3
Bus connecting box with 3 connectors M12, radial + terminal box with 1 cable gland M20, radial																	G
Supply voltage (field bus)																	
10...30 VDC, Profinet																	PN
Resolution singleturn position																	
13 Bit																	3
Resolution multiturn position																	
16 Bit																	6
Resolution speed																	
No speed signal																	0
Resolution supplement I																	
No additional output I																	0
Resolution supplement II																	
No additional output II																	0
512 ppr TTL/HTL push-pull (Vin=Vout), 6 channels, electrically isolated																	1
512 ppr TTL (RS422), 6 channels																	2
1024 ppr TTL/HTL push-pull (Vin=Vout), 6 channels, electrically isolated																	5
1024 ppr TTL (RS422), 6 channels																	6
2048 ppr TTL/HTL push-pull (Vin=Vout), 6 channels, electrically isolated																	9
2048 ppr TTL (RS422), 6 channels																	4
3072 ppr TTL/HTL push-pull (Vin=Vout), 6 channels, electrically isolated																	7
3072 ppr TTL (RS422), 6 channels																	8
4096 ppr TTL/HTL push-pull (Vin=Vout), 6 channels, electrically isolated																	K
4096 ppr TTL (RS422), 6 channels																	J
5000 ppr TTL/HTL push-pull (Vin=Vout), 6 channels, electrically isolated																	G
5000 ppr TTL (RS422), 6 channels																	H
8192 ppr TTL/HTL push-pull (Vin=Vout), 6 channels, electrically isolated																	Q
8192 ppr TTL (RS422), 6 channels																	P
Operating temperature																	
-40...+85 °C																	A

(1) Please specify the exact switching speed in addition to the part number (factory setting).

It may happen that not all variants of the type code can be combined. Any restrictions can be found in the web configurator at www.baumer.com or on request.

PMG10 - PROFINET

Solid shaft \varnothing 11 mm with EURO flange B10 or housing foot B3
PROFINET / 13 bit ST / 16 bit MT / Speed switch

Accessories

Mounting accessories

	Spring disk coupling K 35 (shaft \varnothing 6...12 mm)
	Spring disk coupling K 50 (shaft \varnothing 11...16 mm)
	Spring disk coupling K 60 (shaft \varnothing 11...22 mm)
11238694	CAM12.WS13-11238694